



E. EMERSON TOOL CO. ALL-IN-ONE

STRAIGHT EDGE CLAMP & TOOL GUIDE

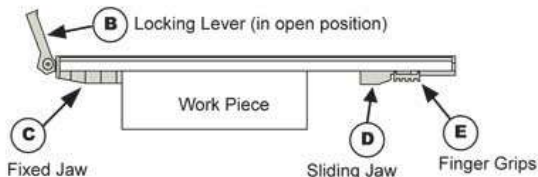
Your AIO Clamp and Tool Guide by the E. Emerson Tool Co. is a self locking straight edge commonly used as a guide for circular saws and routers. This versatile clamp and guide locks in place easily, accurately, and securely for precise straight cuts. It works equally well as a fence for your drill press or band saw. When used for glue-ups, it has more than 600 psi of clamping force.

Lifetime Warranty

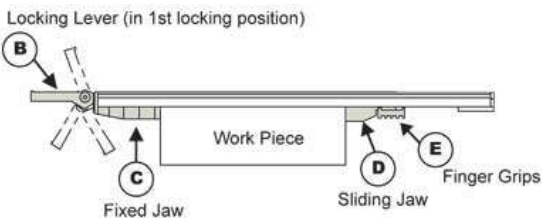
All our clamps are warranted for life. If any clamp or one of its parts is not working correctly, please call the number below. If necessary, return the clamp to the address below and we will repair or replace it with a new or refurbished to a like new clamp. This warranty does not include abuse, misuse, or damage due to use other than that for which the clamp was designed.

To operate:


- Step 1** Slide finger grip (E) away from the fixed jaw (C) sufficiently so your work piece will fit between the sliding jaw (D) and the fixed jaw (C).
- Step 2** With locking lever (B) in raised position, place work piece between fixed jaw (C) and the sliding jaw (D) (note: one edge of the work piece must be against fixed jaw (C)).



- Step 3** Pull finger grips (E) towards fixed jaw (C) until the sliding jaw (D) engages (makes firm contact). You will hear a "CLICK" when sliding jaw (D) is engaged.
- Step 4** Now lock the clamp in place by pulling the locking lever (B) to the 1st locking position, if more pressure is desired, use 2nd or 3rd position.



Breakdown of Clamping Mechanism



Accessories for your E. Emerson Tool Co. All-In-One Straight Edge Clamp and Tool Guide



XCSP – Contractor Saw Plate



XCRP – Contractor Router Plate



When the XWJ - Wide Jaw accessory is used with customer supplied "Story Sticks", An automatic offset guide is created.



The XTJ – Tall Jaw accessory (shown with Contractor Twin Double Sided Straight Edge Clamp) provides additional height for glue-up applications.



CT12, CT24, CT36, and CT50 AIO Contractor Twin Double Sided Straight Edge Clamps designed for assembly projects and even more useful when used in pairs.



XCSB – Contractor Stop Block



XCHD – Contractor Hold Down Bars

E. Emerson Tool Co., 6717 Gregory Ave, Whittier, CA 90601
Phone: 866-706-4639 Fax: 562-262-2728
E-mail: info@eemersonstool.com
Visit our web site: www.eemersonstool.com

E. Emerson Tool Co., 6717 Gregory Ave, Whittier, CA 90601
Phone: 866-706-4639 Fax: 562-262-2728
E-mail: info@eemersonstool.com
Visit our web site: www.eemersonstool.com